

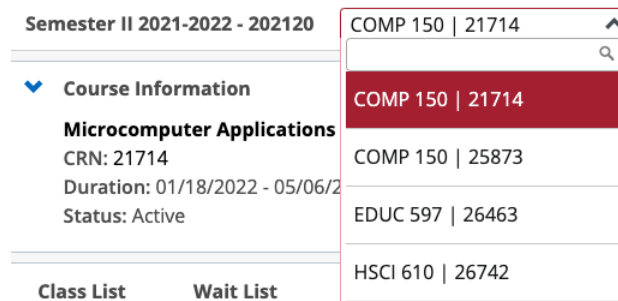

FACULTY ACADEMY

UNIVERSITY OF INDIANAPOLIS

Quick access to instructions for: [Class Rosters](#), [Wait Lists](#), and [Class Room Assignments](#).

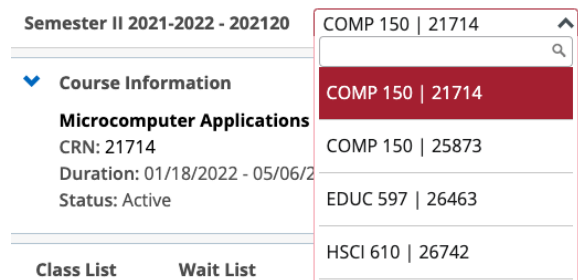
Class Rosters

- Login to **My UIndy** with your email username and password.
- Click the **Faculty** tab (top right corner).
- Click **Class List**.
- Select the appropriate **Term**.
- Click your **course** (under Subject).
- You can select another course, from the **Course** drop-down menu.
- If you want to print your class list, there's a **Print** option in the top right corner.



Wait Lists

- Login to **My UIndy** with your email username and password.
- Click **Self Service**.
- Click the **Faculty** tab.
- Click **Summary Class/Wait List**.
- Select the appropriate **Term**.
- Click your **course** (under Subject).
- You can select another course, from **Course** drop-down menu.



the

Class Room Assignments

- Login to **My UIndy** with your email username and password.
- Click the **Faculty** tab (top right corner).
- Click **Faculty Schedule**.
- Select the appropriate **Term**.
- Select the **CRN**.
- Days of the Week, Time and Class room location appear under **Scheduled Meeting Times**.

